

# Stellar Inline Sliding Patio Quote / Order Form

Quote  Order

Name:	Delivery date (req): <input type="text"/>	Sheet of
Address:	Ref:	Delivery address:
	Order date:	
	Telephone number:	
Post Code:	Email:	Quote no: Job no:

Width  Height

No cill  Integral cill (as standard)

Lock Cylinder  
Standard  Ultion  Thumb Turn Ultion

Glazing options  
Unglazed  Glazed   
28mm   
Glass spec required 44mm

Add ons  
18mm  36mm   
Please indicate with a dotted line on drawing

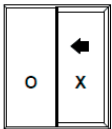
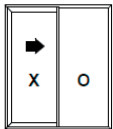
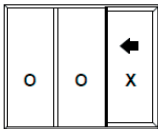
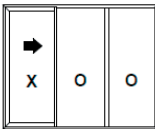
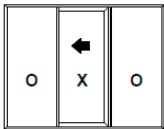
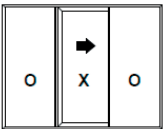
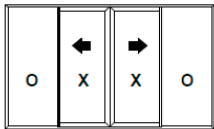
Trickle vents  
No  Yes   
Number required  
Position 36mm Add on

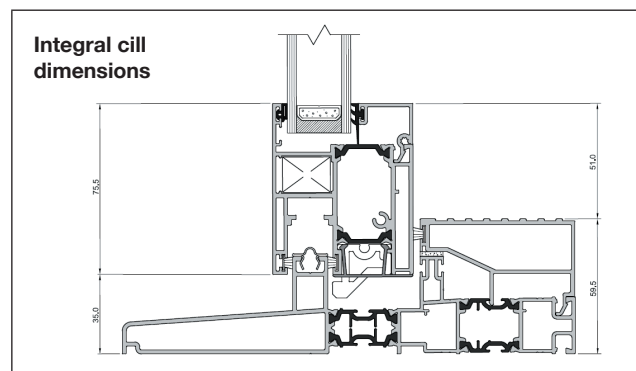
Door Colour  
Grey  Black  White  Grey on White  Black on White  Other - RAL

Handle Colour  
Black  White  Gold  Polished Chrome  Graphite

Sliding door always to the outside - viewed from outside

**Configurations**

<input type="checkbox"/> 2 Pane  (Right slider)	<input type="checkbox"/> 2 Pane  (Left slider)	<input type="checkbox"/> 3 Pane  (Right slider)	<input type="checkbox"/> 3 Pane  (Left slider)
<input type="checkbox"/> 3 Pane  (Centre slider)	<input type="checkbox"/> 3 Pane  (Centre slider)	<input type="checkbox"/> 4 Pane  (Centre sliders)	



**Max sash size**  
Width 1675 x height 2330mm  
**Maximum sash weight per door leaf**  
175kg  
**Double track outer frame width**  
133mm

Signature of this order deems you have accepted our terms and conditions of sale

Name	Signature	Date
<input type="text"/>	<input type="text"/>	<input type="text"/>

Tel: 0161 626 6366 Email (for quotations) sales@gemini-fs.co.uk Email (for orders) orders@gemini-fs.co.uk